

# FARROW & BALL®

## FINISHES & APPLICATION

Your guide to choosing and applying our finishes



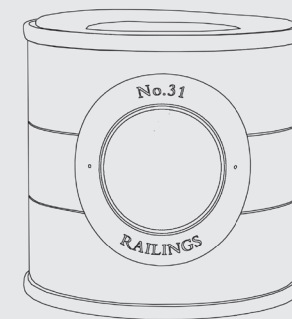
## CONTENTS

- 2 Introducing Farrow & Ball
- 3 Eco-Friendly Paint
- 5 Our Finishes
- 6 About our Range
- 7 Estate Emulsion
- 8 Modern Emulsion
- 9 Estate Eggshell
- 10 Modern Eggshell
- 11 Full Gloss
- 12 Exterior Masonry
- 13 Exterior Eggshell
- 14 Specialist Finishes
- 16 Application
- 19 Wallpaper
- 21 Our Finishes at a Glance

## INTRODUCING FARROW & BALL

Farrow & Ball makes distinctive colours from high-quality ingredients, all in an eco-friendly water base. Industry-leading precision and more than 75 years of colour expertise go into every tin, to create paint and wallpaper that you can combine with confidence.

This helpful booklet introduces our range of finishes, our recommended application, and our environmentally conscious approach. For more detailed technical advice, please see our Product Advice Sheets, available at [farrow-ball.com](http://farrow-ball.com).



## ECO-FRIENDLY PAINT

From our responsible practices to our recyclable materials, we're committed at every step to reducing our impact on the earth without compromising on quality.

By choosing to craft our entire range with a water base, we're creating products that are safer for the people you share your home with, as well as the wider world we all share.

### WATER BASED

Since 2010, all our paints have been crafted with an eco-friendly water base. Virtually odourless with low levels of VOCs – which means no nasty fumes – they're comfortable to apply and live with, without compromising on our richness and depth of colour. The entire range is scored A+ for indoor air quality, even our trim paints.

### SAFE FOR ALL

Our Modern and Estate ranges are certified child-safe to help you transform everything from nursery furniture to toys. They're also easy to clean from brushes with just water, without the need for dangerous solvents.

### FULLY RECYCLABLE


We're always seeking opportunities to reduce and recycle materials throughout our business. Because metal packaging is infinitely recyclable, your empty tins can be transformed again and again into useful items, helping us dramatically reduce the amount of waste going to landfill. All of the paper for our colour cards, brochures and carrier bags is FSC® certified and sustainably sourced, and we even recycle all the dry waste from our factory into biomass.

## RESPONSIBLY SOURCED

We're committed to only working with people and companies who share our ethos. That includes working with FSC® certified printers, who use FSC® certified paper, to produce our printed items, and sourcing our rich pigments from responsible suppliers who are fully compliant with the Modern Slavery Act 2015.

## CRUELTY FREE

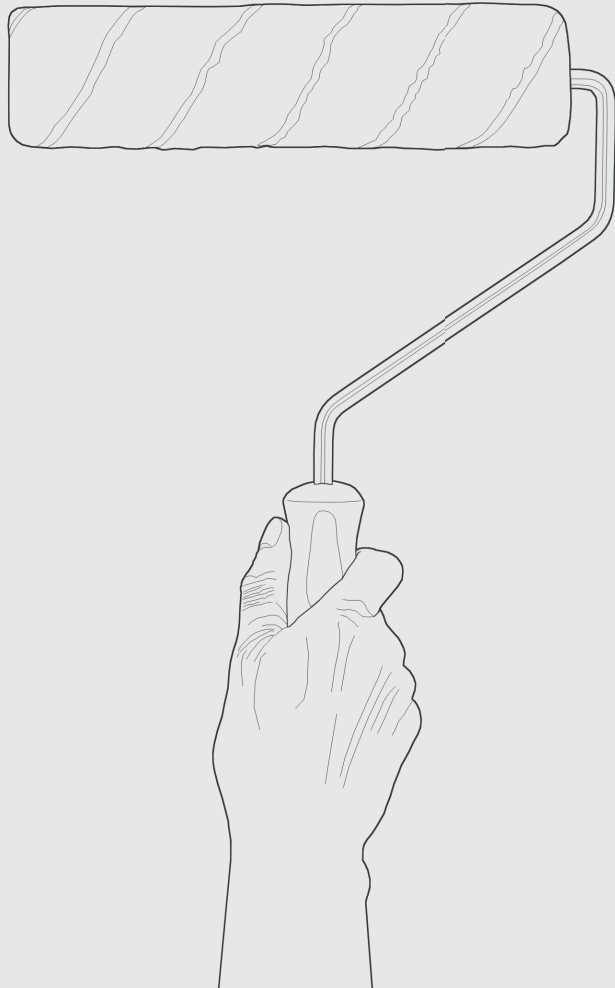
We don't test any of our paint on animals – we never have, and we never will, so you can always rest assured that you're painting your home with a proudly cruelty-free product. Our most commonly used finishes – that includes our entire Modern, Estate, and exterior ranges – are vegan friendly too.



## FIND OUT MORE

Visit [farrow-ball.com/eco](https://farrow-ball.com/eco) to discover what we're doing to make your projects greener.

## OUR FINISHES



## ABOUT OUR RANGE

Our comprehensive range is comprised of paint finishes that not only look beautiful, but offer different practical benefits.

Designed for a variety of different surfaces, each finish is compatible with our high-performance Primers & Undercoats to ensure exceptional coverage, adhesion and depth of colour. See page 21 for more information.

## ESTATE® EMULSION

### INTERIOR WALLS AND CEILINGS

Estate Emulsion is our signature finish for interior walls and ceilings. Its distinctive chalky matt finish minimises imperfections, and scatters light to fully express the depth of our colours. The flat, velvety effect it creates even brings added richness to darker colours.

*Estate Emulsion is:*

- Chalky, very flat matt finish
- Quick drying
- Wipeable
- Water based
- A+ rated for indoor air quality
- Child safe
- Available in our full range of colours
- Low odour, low VOC

#### SPECIFICATIONS

##### COVERAGE

Up to 14m<sup>2</sup>/l per coat

##### TIN SIZES


100ml, 2.5l, 5l

##### SHEEN LEVEL

2%

##### DRYING TIME

Dry in 2 hours, recoat in 2 hours



## MODERN EMULSION

### INTERIOR WALLS AND CEILINGS

Modern Emulsion is our super-tough finish for interior walls and ceilings. Washable, scuff-proof, and protected against mould, it's suitable for use in every room in the home. From busy hallways to moisture-prone kitchens and bathrooms, Modern Emulsion is available in our full range of colours in a beautiful matt finish.

*Modern Emulsion is:*

- Matt finish
- Quick drying
- Scuff and stain resistant
- Mould protected
- Washable and wipeable
- Water based
- A+ rated for indoor air quality
- Child safe
- Available in our full range of colours
- Low odour, low VOC

#### SPECIFICATIONS

##### COVERAGE

Up to 12m<sup>2</sup>/l per coat

##### TIN SIZES

2.5l, 5l

##### SHEEN LEVEL

7%

##### DRYING TIME

Dry in 2 hours, recoat in 4 hours



## ESTATE® EGGSHELL

### INTERIOR WOOD AND METAL

Estate Eggshell is a washable, water based satin finish for interior wood and metal. Its soft low-shine finish brings an understated elegance to trim and furniture and is suitable for doors, kitchen cupboards, radiators, and other wood and metalwork throughout the home.

*Estate Eggshell is:*

- Satin finish
- Quick drying
- Washable and wipeable
- Water based
- A+ rated for indoor air quality
- Child safe
- Available in our full range of colours
- Low odour, low VOC

#### SPECIFICATIONS

##### COVERAGE

Up to 12m<sup>2</sup>/l per coat

##### TIN SIZES


750ml, 2.5l, 5l

##### SHEEN LEVEL

20%

##### DRYING TIME

Dry in 2 hours, recoat in 4 hours



## MODERN EGGSHELL

### INTERIOR WOOD, METAL AND CONCRETE SURFACES

Modern Eggshell is our toughest interior finish, adding colour and protection to wood, metal, and concrete surfaces. This ultra-durable eggshell is even tough enough for floors, and can be used throughout the home on skirting, doors, kitchen cabinets, furniture, and radiators.

*Modern Eggshell is:*

- Satin finish
- Quick drying
- Washable and wipeable
- Scuff and stain resistant
- Water based
- A+ rated for indoor air quality
- Child safe
- Available in our full range of colours
- Low odour, minimal VOC

#### SPECIFICATIONS

##### COVERAGE

Up to 12m<sup>2</sup>/l per coat

##### TIN SIZES

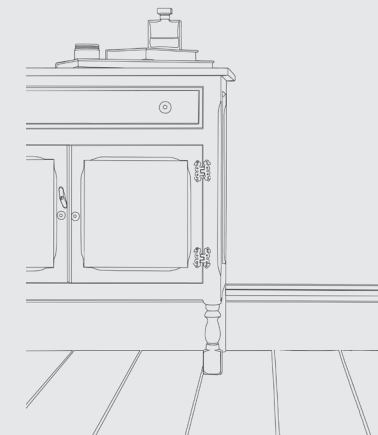
750ml, 2.5l, 5l

##### SHEEN LEVEL

40%

##### DRYING TIME

Dry in 2 hours, recoat in 4 hours




## FULL GLOSS

### INTERIOR AND EXTERIOR WOOD AND METAL

Full Gloss is an ultra high-gloss water based finish suitable for use on both interior and exterior surfaces. It is mostly used on wood and metal trim, but it can also bring a touch of glamour to walls and ceilings, and is a popular choice for front doors. Our highest-shine finish is resistant to water, flaking, peeling, and fading for up to six years.\*

*Full Gloss is:*

- High-gloss finish
- Washable and wipeable
- Water based
- A+ rated for indoor air quality
- Child safe
- Available in our full range of colours
- Low odour, low VOC



#### SPECIFICATIONS

##### COVERAGE

Up to 12m<sup>2</sup>/l per coat

##### TIN SIZES

750ml, 2.5l

##### SHEEN LEVEL

95%

##### DRYING TIME

Dry in 2 hours, recoat in 4 hours

\* Providing it has been applied in accordance with our Product Advice Sheets, which can be found on [farrow-ball.com](http://farrow-ball.com). Please note, this product is not suitable for use on exterior plastic surfaces or decking.

## EXTERIOR MASONRY

### EXTERIOR WALLS AND ACCESSORIES

Exterior Masonry is our super-matt, long-lasting finish for exterior walls. Its water-resistant formula protects walls, while at the same time offering the highest level of water vapour permeability to still allow walls to breathe. Applied in line with our Product Advice Sheets, it resists flaking, peeling, and fading for up to 15 years.\*

*Exterior Masonry is:*

- Very flat matt finish
- Quick drying
- Highly breathable
- Water resistant
- Protected from fungi and algae
- Water based
- A+ rated for indoor air quality
- Child safe
- Available in 108 colours\*\*
- Low odour, low VOC



#### SPECIFICATIONS

##### COVERAGE

Up to 8m<sup>2</sup>/l per coat

##### TIN SIZES

5l

##### SHEEN LEVEL

2%

##### DRYING TIME

Dry in 2 hours, recoat in 5 hours

\* Providing it has been applied in accordance with our Product Advice Sheets, which can be found on [farrow-ball.com](http://farrow-ball.com). Not suitable for use on highly alkaline or very porous surfaces such as lime render or fletton bricks.  
\*\* Limited colour range. For available colours please visit [farrow-ball.com](http://farrow-ball.com)

## EXTERIOR EGGSHELL

### EXTERIOR WOOD AND METAL

Exterior Eggshell brings long-lasting colour to outdoor spaces with a finish that remains flexible once dry, protecting wood and metal surfaces through changing weather. Added preservatives help to prevent the growth of algae and fungi, and the resin-rich formula resists flaking, peeling, and fading for up to six years.\*

*Exterior Eggshell is:*

- Satin finish
- Flexible and breathable
- Water resistant
- Protected from fungi and algae
- Quick drying
- Water based
- A+ rated for indoor air quality
- Child safe
- Available in our full range of colours
- Low odour, minimal VOC



#### SPECIFICATIONS

##### COVERAGE

Up to 13m<sup>2</sup>/l per coat

##### TIN SIZES

750ml, 2.5l

##### SHEEN LEVEL

20%

##### DRYING TIME

Dry in 2 hours, recoat in 4 hours

\* Providing it has been applied in accordance with our Product Advice Sheets, which can be found on [farow-ball.com](http://farow-ball.com). Please note, this product is not suitable for use on exterior plastic surfaces or decking.

## DEAD FLAT

### INTERIOR WOOD, METAL, WALLS AND CEILINGS

Dead Flat is a delicate coating designed to draw interest. It is blended from an alkyd resin to recreate an 18th-century paint finish, and is suitable for interior woodwork, plaster, and metal.

*Dead Flat is:*

- Very flat matt finish
- Quick drying
- Water based
- A+ rated for indoor air quality
- Child safe
- Available in our full range of colours
- Low odour, minimal VOC

#### SPECIFICATIONS

##### COVERAGE

Up to 12m<sup>2</sup>/l per coat

##### TIN SIZES

750ml, 2.5l, 5l

##### SHEEN LEVEL

2%

##### DRYING TIME

Dry in 2 hours, recoat in 4 hours

## LIMEWASH

### INTERIOR WALLS AND CEILINGS AND EXTERIOR WALLS

A historical finish for exterior walls, and interior walls and ceilings, Limewash bonds to the building itself to protect your home from the elements. Professional application recommended.

*Limewash is:*

- Very flat matt finish
- Quick drying
- Highly breathable
- Water based
- A+ rated for indoor air quality
- Available in 76 colours\*
- Low odour, minimal VOC

#### SPECIFICATIONS

##### COVERAGE

Variable (depending on conditions)

##### TIN SIZES

5l

##### SHEEN LEVEL

2%

##### DRYING TIME

Dry in 3 hours, recoat in 12 hours

\* Limited colour range. For available colours please visit [farow-ball.com](http://farow-ball.com)



## CASEIN DISTEMPER

### INTERIOR PLASTER WALLS AND CEILINGS

Casein Distemper shares the very flat matt finish of Dead Flat, but has a breathable, permeable structure that is more suited to plaster walls and ceilings.

*Casein Distemper is:*

- Very flat matt finish
- Highly breathable
- Quick drying
- Water based
- Available in 131 colours\*
- Low odour, low VOC
- Brush application only

#### SPECIFICATIONS

##### COVERAGE

Up to 13m<sup>2</sup>/l per coat

##### TIN SIZES

2.5l, 5l

##### SHEEN LEVEL

2%

##### DRYING TIME

Dry in 2 hours, recoat in 4 hours

## SOFT DISTEMPER

### INTERIOR WALLS, CEILINGS AND PLASTERWORK

Soft Distemper is a very soft, powdery finish for interior plasterwork. Its blend of natural resin and minerals is designed to be easily removed, allowing detail to be preserved on intricate mouldings.

*Soft Distemper is:*

- Very flat matt finish
- Easy to remove for detailing
- Highly breathable
- Quick drying
- Water based
- Available in 60 colours\*
- Low odour, minimal VOC
- Brush application only

#### SPECIFICATIONS

##### COVERAGE

Up to 13m<sup>2</sup>/l per coat

##### TIN SIZES

5l

##### SHEEN LEVEL

2%

##### DRYING TIME

Dry in 2 hours, no recoat required

\* Limited colour range. For available colours please visit [farrow-ball.com](http://farrow-ball.com)

## APPLICATION ADVICE

Once you've chosen your finish and colour, you can start thinking about application. From preparing your surface to choosing tools for a flawless finish, our tips will guide you through the next steps to creating a result you can be proud of. This is our pocket-sized guidance – for more detailed technical advice, please see our Product Advice Sheets at [farrow-ball.com](http://farrow-ball.com).

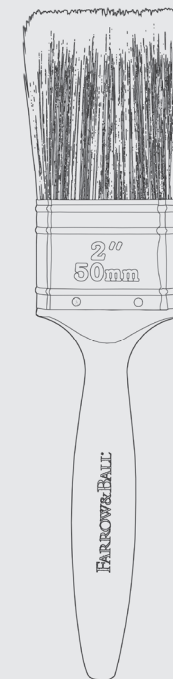
### APPLICATION METHODS

Our paints can be applied by brush, roller, or paint sprayer,\* giving you the option to work in the way you find most comfortable. Below, you'll find a few tips for getting the very best out of our paint.

However you choose to apply, we always recommend you stir paint thoroughly before use to ensure equal mixing of ingredients, which helps to create a more even finish.

#### BY BRUSH:

- For walls: apply paint in a vertical direction with a fine-tipped synthetic brush, then spread out evenly in a horizontal direction. On the final coat, apply long, gentle strokes in a single direction to help minimise brush marks.
- For trim: load the brush well and apply a generous first coat, working first vertically and then horizontally. Finish in a single direction using light pressure, with the brush at approximately 30°.
- Don't be tempted to 'overwork' the paint – brushing it out into thin, even coats may create excess brush marks.



\* Some of our paint finishes are subject to different application advice. Please check your chosen finish's Product Advice Sheet for details.

**BY ROLLER:**

- Using a medium pile woven polyester roller, apply the paint in diagonal strokes, making an 'M', 'W', or 'V' shape. Fill in over the shape you have just painted to spread the paint evenly. Repeat this process, working in small sections at a time.
- Always work from wet to dry areas, maintaining a wet edge to minimise roller marks.
- On the final coat, gently go back over the paint in a single direction to minimise any roller patterning effects.

**BY SPRAYER:**

- We recommend referring to the Product Advice Sheets on our website for guidance.
- Depending on the apparatus used, the paint may need to be diluted with water by up to 30%.
- Experiment with your spray equipment's settings before you start, testing on a piece of cardboard or an inconspicuous area until you're happy with the effect.
- Apply several thin coats, allowing each one to dry fully before recoating.

**OUR TOOLS**

Our own paintbrushes and rollers are specially designed to work in harmony with our water based paints. From wide masonry brushes, allowing you to effortlessly cover large areas, to smaller detail brushes perfect for precision work, you'll find them all online at [farrow-ball.com](https://www.farrow-ball.com).

**PREPARING SURFACES**

Surface preparation is key to making your paint last. To get your surface ready for painting, we always recommend that you make sure it's clean, dry, and free of any grease, mould, or algae. You should also fill or seal any large or noticeable imperfections.

For more detailed advice on the correct steps for preparing different surfaces, please visit [farrow-ball.com](https://www.farrow-ball.com).

**OUR PRIMERS & UNDERCOATS**

We recommend pairing our paints with our Primers & Undercoats to minimise imperfections, improve adhesion and coverage, and increase the richness and depth of your chosen colour.

Crafted with the same high-quality ingredients as our paints, our Primers & Undercoats are available in up to four complementary tones for a number of interior and exterior surfaces, helping to create longer-lasting colour wherever you choose to paint.

**CHOOSING YOUR PRODUCT**

To find the recommended Primer & Undercoat for your project, turn to Our Finishes at a Glance on page 21, where you'll find descriptions of each undercoat, plus their recommended surfaces, tin sizes, and drying and recoat time. To find the recommended tone of Primer & Undercoat for your chosen topcoat colour, see the back of our colour card or visit [farrow-ball.com](https://www.farrow-ball.com).

**PRIMING ADVICE**

Here are some things we recommend bearing in mind before, during, and after priming:

- For highly absorbent surfaces, such as new plaster and dry-lined walls, we recommend first applying a mist coat of either your topcoat or your Primer & Undercoat diluted with up to 20% water.
- Always let the recommended drying time pass between coats – you'll find these in the table at the back of this booklet, but please be aware that these can vary depending on factors like temperature, humidity, and the colour being applied, as darker colours can take slightly longer to cure.
- We always recommend using the same brand for all coats to avoid incompatibility issues.

## FARROW & BALL WALLPAPER

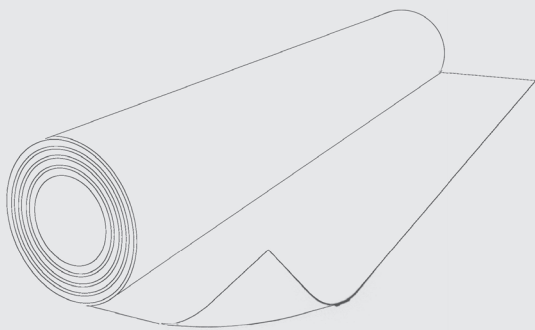
Our exquisitely tactile wallpapers are made with our own paints, which are applied to traditionally woven, responsibly sourced paper from sustainable forests. This makes it easier to choose effortless combinations of paint and wallpaper for your home.

Every roll is made at our Dorset factory, where our experts oversee each step of the process. First, paint is applied to the paper to create the ground colour. Next, the pattern – whether floral, damask, stripe, or geometric – is applied, some with carved blocks or rollers, others by dragging the paper under a specially cut pad to create the design.

Finally, a transparent layer of protective glaze is applied, ensuring a wipeable surface and vibrant, long-lasting colour.

### CALCULATING WALLPAPER QUANTITIES

To ensure you only have to order what you need, we recommend asking your decorator for their estimate, or getting in touch with our sales team. Email [sales@farrow-ball.com](mailto:sales@farrow-ball.com), step in store, or call +44 (0)1202 876141 with the name of the design you have chosen and the height and width of the walls you'd like to paper, and they'll help you calculate how many rolls you'll need. Rolls are 10m x 53cm with varying repeats.



## HANGING WALLPAPER

Once you've ensured your surface is clean, dry, and free from any traces of dirt, old wallpaper, or flaking paint, you can begin hanging your paper.

1. Check the pattern repeat before cutting the lengths according to the height of the wall, allowing five to seven centimetres at the top and bottom for trimming.
2. Working from the centre outwards, apply a generous, even coat of paste to the reverse of the paper, ensuring you work right to the edges and that no paste comes into contact with the pattern side.
3. Fold the paper with pasted side inwards and allow the paper to soak for 10 minutes until pliable. Make sure the paper doesn't become too wet, otherwise it may shrink back as it dries.
4. Ensure paper edges butt up to the adjacent lengths but avoid overlapping edges.

### FOR BEST RESULTS

- We recommend hanging our wallpaper onto good quality lining paper.
- Our Farrow & Ball Wallpaper Paste comes in powder form in a tube that doubles up as a measuring jug, making mixing and maintaining an even consistency easier. Each tube can be used to hang five rolls of wallpaper.
- Once you've hung your paper, we suggest turning off the central heating overnight, allowing the paper to dry naturally.

For more detailed information, please visit [farrow-ball.com](http://farrow-ball.com).

# OUR FINISHES AT A GLANCE

- = Highly recommended
- ◐ = Specialist use (please contact our customer services team for advice before using our products for these applications)
- = Not recommended

FINISHES	DESCRIPTION	COLOURS AVAILABLE	PRODUCT USE														LOOK	APPLICATION				
			WALLS AND CEILINGS	WALLS IN BUSIER AREAS	KITCHENS AND BATHROOMS	FINE PLASTERWORK AND CEILINGS	INTERIOR WOODWORK	INTERIOR METALWORK		INTERIOR FURNITURE	INTERIOR WOODEN FLOORS	INTERIOR CONCRETE FLOORS	EXTERIOR WOODWORK	EXTERIOR METALWORK	EXTERIOR FURNITURE	EXTERIOR MASONRY		PRODUCT LOOK AND SHEEN LEVEL	SIZE OF TIN AVAILABLE	COVERAGE PER LITRE*	RECOMMENDED COATS**	DRYING TIME (HOURS)
<b>INTERIOR AND EXTERIOR FINISHES</b>																						
Estate® Emulsion	Signature chalky, very matt finish, especially suited to interior walls and ceilings.	All	●	◐	◐	-	◐	◐		◐	-	-	-	-	-	-	Flat matt 2%	100ml, 2.5l, 5l	14 m <sup>2</sup>	2	2	2
Modern Emulsion	Washable and mould protected matt finish, especially suited to bathrooms, kitchens and busy areas.	All	●	●	●	-	◐	◐		●	-	-	-	-	-	-	Matt 7%	2.5l, 5l	12 m <sup>2</sup>	2	2	4
Estate® Eggshell	Signature, very durable eggshell finish, especially suited to interior wood, metal and kitchen cabinets.	All	●	●	●	-	●	●		◐	-	-	-	-	-	-	Mid sheen 20%	750ml, 2.5l, 5l	12 m <sup>2</sup>	2	2	4
Modern Eggshell	Extremely durable mid sheen finish, especially suited to staircases, floors, kitchen cabinets and interior metal.	All	●	●	●	-	●	●		●	●	●	-	-	-	-	Mid sheen 40%	750ml, 2.5l, 5l	12 m <sup>2</sup>	2	2	4
Exterior Masonry	Very durable, very matt, high-performance finish especially suited to exterior masonry and exposed interior stone and brickwork.	108 colours†	◐	◐	◐	-	◐	◐		◐	-	-	◐	◐	◐	●	Flat matt 2%	5l	8 m <sup>2</sup>	2	2	5
Exterior Eggshell	Very durable eggshell finish, especially suited to exterior wood and metal surfaces.	All	◐	◐	◐	-	◐	◐		◐	-	-	●	●	●	◐	Mid sheen 20%	750ml, 2.5l	12 m <sup>2</sup>	2	2	4
Full Gloss	Most durable high gloss finish, especially suited to interior and exterior wood and metal.	All	●	●	●	-	●	●		●	-	-	●	●	●	◐	High gloss 95%	750ml, 2.5l	12 m <sup>2</sup>	2	2	4
<b>SPECIALIST FINISHES</b>																						
Dead Flat	Exceptionally matt, elegant finish for interior walls, ceilings, wood and metal.	All	●	◐	-	-	●	●		◐	-	-	-	-	-	-	Flat matt 2%	750ml, 2.5l, 5l	12 m <sup>2</sup>	2	2	4
Limewash	Traditional, highly breathable specialist finish for lime rendered walls. Professional application recommended.	76 colours†	●	◐	◐	-	-	-		-	-	-	-	-	-	●	Flat matt 2%	5l	Varies on conditions	4	3	12
Casein Distemper	Very flat matt, highly breathable specialist finish especially suited to traditional and historical properties.	131 colours†	●	◐	◐	-	-	-		-	-	-	-	-	-	-	Flat matt 2%	2.5l, 5l	13 m <sup>2</sup>	2	2	4
Soft Distemper	Traditional, highly breathable specialist finish; easily removable, so ideal for detailing and cornices.	60 colours†	-	-	-	●	-	-		-	-	-	-	-	-	-	Flat matt 2%	5l	13 m <sup>2</sup>	2	2	N/A
<b>PRIMERS &amp; UNDERCOATS</b>																						
Wall & Ceiling Primer & Undercoat	The perfect base for interior walls and ceilings. Dilute on new plaster with up to 20% water.	4 colours	●	●	●	-	-	-		-	-	-	-	-	-	-	N/A	2.5l, 5l	12 m <sup>2</sup>	1	2	4
Interior Wood Primer & Undercoat	The perfect base for interior bare wood or previously painted wood.	4 colours	-	-	-	-	●	-		●	-	-	-	-	-	-	N/A	750ml, 2.5l, 5l	12 m <sup>2</sup>	1	2	4
Exterior Wood Primer & Undercoat	The perfect base for exterior bare or previously painted wood.	4 colours	-	-	-	-	◐	-		◐	-	-	●	-	●	-	N/A	750ml, 2.5l	13 m <sup>2</sup>	1	2	4
Metal Primer & Undercoat	Rust inhibitor for most interior and exterior bare metal surfaces.	4 colours	-	-	-	-	-	●		●	-	-	-	●	●	-	N/A	750ml	12 m <sup>2</sup>	2	2	4
Wood Floor Primer & Undercoat	The perfect base for a long-lasting finish for interior wooden floors.	4 colours	-	-	-	-	◐	-		●	●	-	-	-	-	-	N/A	750ml, 2.5l	13 m <sup>2</sup>	1	2	4
Masonry & Plaster Stabilising Primer	The perfect base for unsound masonry and plaster surfaces.	1 colour dries clear	◐	◐	◐	-	-	-		-	-	●	-	-	-	◐	N/A	5l	20 m <sup>2</sup>	1	2	2
Wood Knot & Resin Blocking Primer	Blocks resinous stains on interior and exterior woodwork.	1 colour dries pink	-	-	-	-	●	-		●	●	-	●	-	●	-	N/A	750ml, 2.5l	13 m <sup>2</sup>	1	2	4

\* Coverage is dependent on thickness of application and surface type, figures are based on one coat although we recommend at least two coats.  
 \*\* Additional coats may be required depending on surface and topcoat colour.  
 † Limited colour range. For available colours please visit farow-ball.com

## HOW TO ORDER

[farrow-ball.com](http://farrow-ball.com) | +44 (0)1202 876141 | [sales@farrow-ball.com](mailto:sales@farrow-ball.com)



Farrow & Ball, Uddens Estate, Wimborne, Dorset, BH21 7NL  
Finishes & Application booklet - English - 2020



Supplier Insert  
FSC logo here